



DEPARTMENT OF ENERGY
21 S. Fruit St., Suite 10
Concord, N.H. 03301-2429

Department of Energy Overview

The Department of Energy was established effective July 1, 2021. It was created by the NH legislature to promote and coordinate energy policies and programs in the state. The Public Utilities Commission, Site Evaluation Committee, Office of Consumer Advocate, and the Energy Efficiency & Sustainable Energy Board are administratively attached.

DEPARTMENT OF ENERGY FEDERAL PROGRAMS

Fuel Assistance Program (FAP) – 100% Federal

The Low Income Home Energy Assistance Program (LIHEAP) known as FAP in New Hampshire, distributes federal funds to Community Action Agencies to cover a portion of the heating needs of low-income households. Funding for fiscal year 2024 and 2025 is estimated to be approximately \$30.4M for each fiscal year, and typically serves approximately 24,000 households each year with an average benefit of \$1,340. DOE also distributes Senior Energy Assistance Services (SEAS) funds, a pass-through grant from NH Department of Health and Human Services for heating assistance for low-income elderly households and participates in the oversight of the Electric Assistance Program.

Weatherization Assistance Program (WAP) – 100% Federal

The Department of Energy contracts with the Community Action Agencies to conduct energy audits and weatherize low-income households. The state typically receives approximately \$2M for each program year and serves about 140 households per year. DOE also utilizes federal LIHEAP funds each year through the Building Weatherization Program to assist low-income households whose heating systems are failing or which require repairs to function safely.

State Energy Program (SEP) – 80% Federal, 20% Match from Dedicated Funds

The New Hampshire Department of Energy's State Energy Program (SEP) works across state government, alongside private, regional, and federal partners, to advance New Hampshire's energy goals through policy and program development that promotes cost-effective and affordable energy initiatives. SEP programs utilize federal funds for analysis, education, and programs to reduce energy usage and costs and increase clean energy opportunities.

State Heating Oil and Propane Program (SHOPP) – 100% Federal

SHOPP is a data collection program that provides fuel price information to the Energy Information Administration (EIA) of the US Department of Energy and provides consumers this statistically reliable information about residential energy prices in New Hampshire to stimulate competitive markets and serve price-conscious consumers.

Pipeline Hazardous Materials Safety Administration (PHMSA) Grant – 70% Federal 30% Gas Assessment

The Department's Division of Enforcement receives an annual grant from the US Department of Transportation PHMSA to oversee construction, operations, and safety practices of gas pipeline systems for natural gas and propane within the state. Additionally, the Department's Division of Enforcement receives an annual State One Call Grant from PHMSA to support the State of New Hampshire Dig Safe program.

DEPARTMENT OF ENERGY SUSTAINABLE ENERGY PROGRAMS

Renewable Energy Fund (REF) – 100% Dedicated Fund

The REF is a non-lapsing, special fund that is continually appropriated to the Department of Energy and whose purpose is to fund renewable energy rebate and grant programs in New Hampshire. The REF is funded through Alternative Compliance Payments (ACPs) made by electric distribution utilities and competitive electric suppliers that either do not or cannot procure renewable energy certificates to meet the requirements of the state's Renewable Portfolio Standard, established in RSA 362-F. Those payments are deposited into the REF which is then utilized by the department to fund rebate programs for projects by residential, commercial, and industrial customers as well as competitive grants.

Energy Efficiency Fund (EEF) – 100% Dedicated Fund

The Department of Energy administers this non-lapsing, special fund, which is used to support energy efficiency programs to reduce New Hampshire's greenhouse gas emissions. The account is funded by the Regional Greenhouse Gas Initiative (RGGI) quarterly auction proceeds.

DEPARTMENT OF ENERGY UTILITY ASSESSMENT RELATED PROGRAMS

Regulatory

The Department's Regulatory Support Division has the authority and responsibility to investigate all rate and tariff filings made at the Public Utilities Commission of New Hampshire's public water, sewer, gas, and electric utilities. In addition to base rate cases, the Division analyzes and testifies on least-cost integrated resource planning, utility financings, energy efficiency filings, mergers and acquisitions and service territory changes, cost-of-gas rate changes, default service electric rate changes, special contracts and the rate impacts of net metering and renewable purchased power clauses. The Division also supports other Department of Energy divisions regarding customer inquiries about service interconnections, costs and quality and reliability.

Enforcement

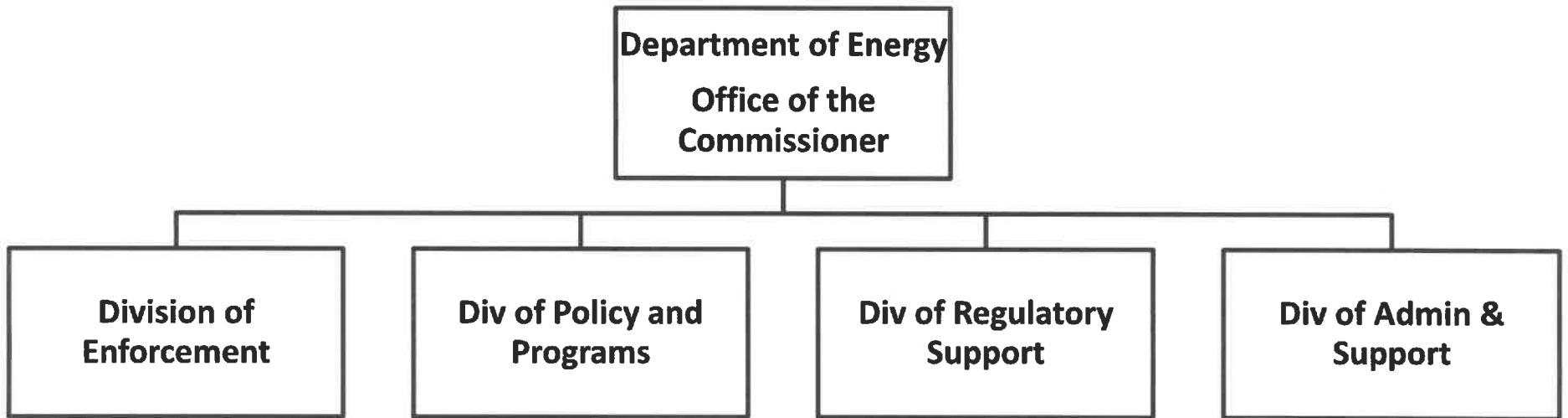
The New Hampshire Department of Energy Division of Enforcement has responsibilities for six general areas of oversight. The Division primarily provides support to other divisions within the Department of Energy and externally to other state agencies in subject matters of Underground Damager Prevention, Pipeline Safety, Electrical Safety, Emergency Preparedness, Physical and Cyber Security of utility assets, Engineering and GIS mapping, and provide internal and external audits as required.

Policy and Programs Consumer Services

The Department's Consumer Services division assists utility customers in the resolution of informal complaints and provides information to help them understand their rights and responsibilities as customers of regulated utilities and non-regulated competitive electric power suppliers. The Consumer Services division tracks consumer inquiries and monitors for trends that may indicate service quality, regulatory compliance or consumer protection issues requiring the Department's attention. Consumer Services also educates consumers and other public interest groups in an effort to reduce disputes and to promote the public's understanding of utility services and practices, thereby assisting them in making informed choices about utility service and competitive options. In addition, the Consumer division participates in proceedings before the Public Utilities Commission providing testimony on behalf of the Department consumer impacting issues, works with competitive providers of electric and natural gas service registered in New Hampshire, and provides support for providers of telecommunications services.

DEPARTMENT ORGANIZATION CHART

Department of Energy
Department 52



Department of Energy FY24/25 Budget Highlights - Governor's Budget Hearing

Position Overview (Includes 1 Conversion):

	FY23 Adj Auth	FY24 Agency Req	FY25 Agency Req
Permanent Classified	70	66	66
Unclassified Positions	8	7	7
Total Positions	78	73	73

Note: FY24/25 Includes Position Conversion from temp to full time and a transfer of one position from the PUC

Current Full Time Permanent Vacancies: 12 vacancies, 3 unfunded, 63 filled positions ~ 16% Vacancy Rate

Proposed Positions to be Abolished:

- Business Admin IV
- Human Resources Coordinator I
- Administrator III
- Legal Secretary IV
- Business Systems Analyst II
- Administrative Secretary
- Director of Safety and Security

Budget Comparison Highlights (Includes Prioritized Needs):

	FY23 Adj Auth	FY24 Agency Req	FY25 Agency Req
Current Permanent Positions	\$6,045,943	\$5,624,024	\$5,704,966
Other Personnel Costs	\$142,500	\$560,119	\$564,909
Benefits	\$2,983,508	\$2,935,499	\$3,066,268
Operating Expenses	\$724,441	\$685,300	\$743,500
Grants and Grant Admin	\$56,253,407	\$54,643,709	\$54,612,884
Contracted Expenditures	\$262,000	\$301,000	\$306,000
Other Expenses	\$359,879	\$326,847	\$332,750
Transfers	\$1,757,233	\$2,562,621	\$2,638,310
Total Appropriation	\$68,528,911	\$67,639,119	\$67,969,587

Note:

83% of the Budget are passthrough grants

Percent Change from FY23 → FY24 = 1.30% Decrease

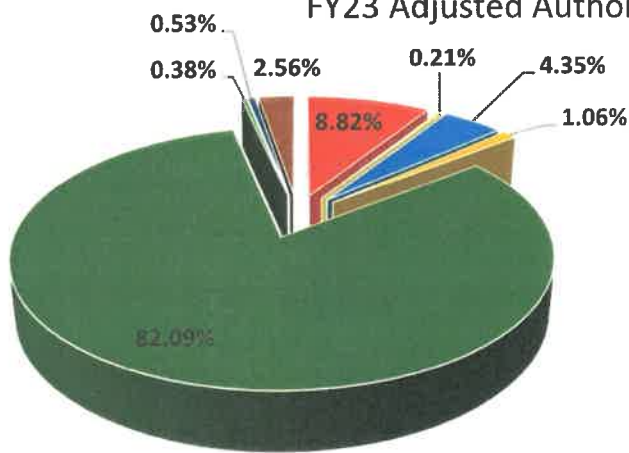
Percent Change from FY23 → FY25 = 0.82% Decrease

Percent Change from FY24 → FY25 = 0.49% Increase

Prioritized Needs:

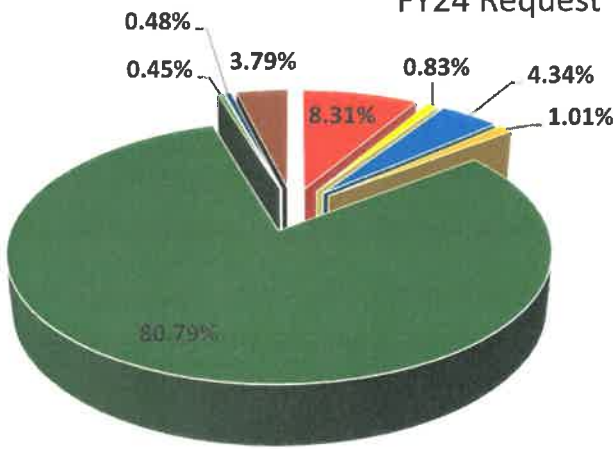
	FY24 Agency Prioritized Needs	FY25 Agency Prioritized Needs
Conversion Sal + Ben	\$94,378	\$96,389
Associated Costs	\$11,500	\$6,500
Part Time	\$117,531	\$119,000
Post Retirement	\$0	\$32,264
DoIT	\$172,705	\$225,628
DAS Rent	\$28,146	\$11,925
Total Prioritized Needs	\$424,260	\$491,706

FY23 Adjusted Authorized



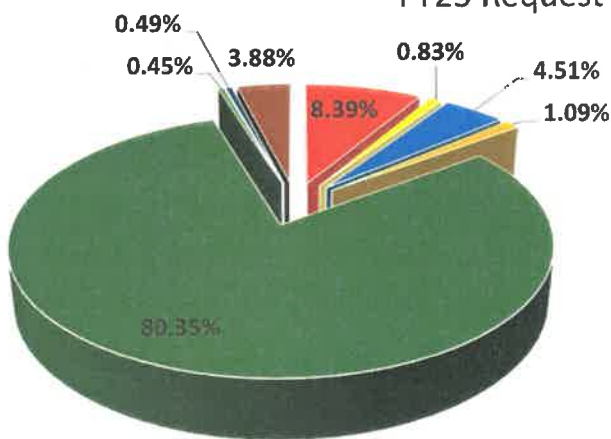
- Current Permanent Positions
- Other Personnel Costs
- Benefits
- Operating Expenses
- Grants and Grant Admin
- Contracted Expenditures
- Other Expenses
- Transfers

FY24 Request



- Current Permanent Positions
- Other Personnel Costs
- Benefits
- Operating Expenses
- Grants and Grant Admin
- Contracted Expenditures
- Other Expenses
- Transfers

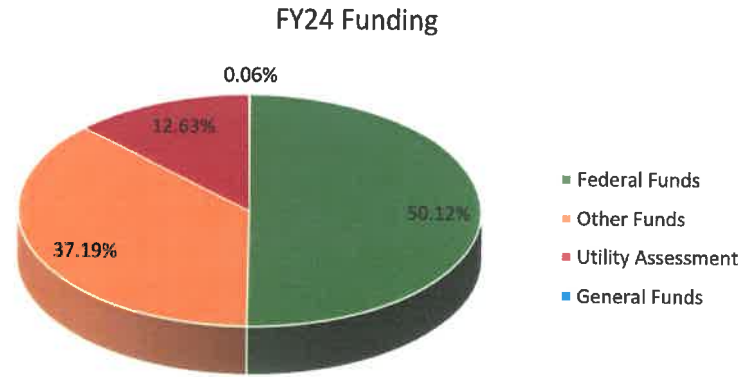
FY25 Request



- Current Permanent Positions
- Other Personnel Costs
- Benefits
- Operating Expenses
- Grants and Grant Admin
- Contracted Expenditures
- Other Expenses
- Transfers

FY24 Department of Energy Funding Sources (Includes Prioritized Needs)

Federal Funds	\$33,901,258
Other Funds	\$25,152,153
Utility Assessment	\$8,543,971
General Funds	\$41,737
Total Funding	\$67,639,119



FY25 Department of Energy Funding Sources (Includes Prioritized Needs)

Federal Funds	\$33,931,847
Other Funds	\$25,170,185
Utility Assessment	\$8,825,523
General Funds	\$42,032
Total Funding	\$67,969,587

